

How to Set Up Homes & Share Access to Devices

What is Home Management?

When you add a device to the PSA Centrii app, it's added to a **Home**. A **Home** is a group of devices that you can manage together, share with others, and organise by room or location.

Why use Home Management?

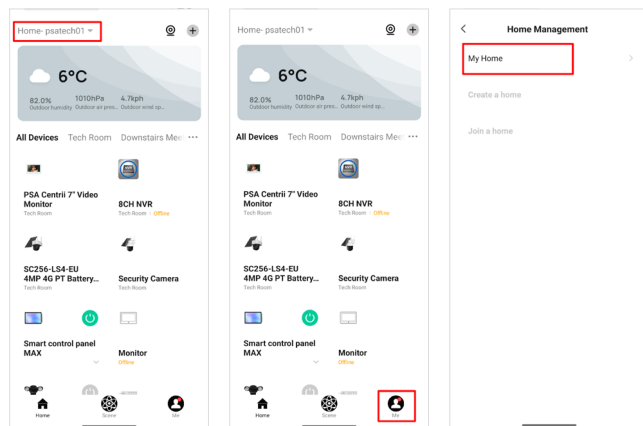
- Share device access with family, staff, or housemates.
- Stay in control: you remain the admin and decide who sees what.
- Organise devices by **location** (e.g., holiday house vs. main home) or by **room** (e.g., bedroom, patio).

Note: Each device can only be assigned to **one account**, so using Home Management is the best way to allow shared access without losing control.



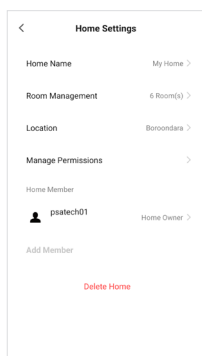
Set Up Your First Home

1. **Go to Home Management**
 - Tap the **home name dropdown**, then tap **Home Management**
 - OR go to **Me > Home Management**.
2. Tap **"My Home"**.



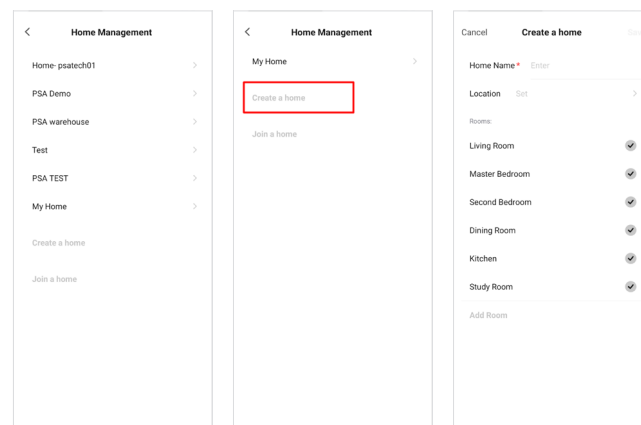
3. Customise your home:
 - **Name** your home (e.g., "Main House" or "Office").
 - (Optional) **Set a location** using your phone's GPS.
 - **Add or rename rooms** to better organise devices (e.g., Kitchen, Backyard).

Default rooms may already be listed – you can edit these anytime.



Create a New Home (For Another Location)

1. Go to **Home Management**.
2. Tap **"Create a Home"**.
3. Set the following:
 - **Name** your new home.
 - (Optional) Set its **location**.
 - Add or rename **rooms** to help identify devices.



Share Access to a Home

Need to give someone access to your devices?
You can invite them in two ways:

Option 1: Invite with an Invite Code

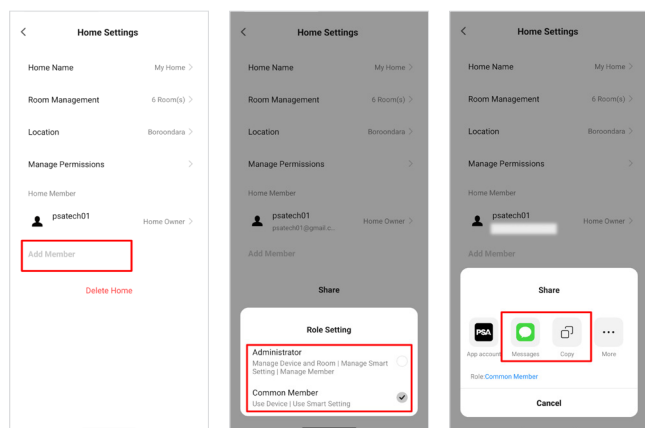
On your device (Admin):

1. Go to **Home Management**.
2. Select the home you want to share.
3. Tap **"Add Member"**.
4. In the popup:

Choose a role:

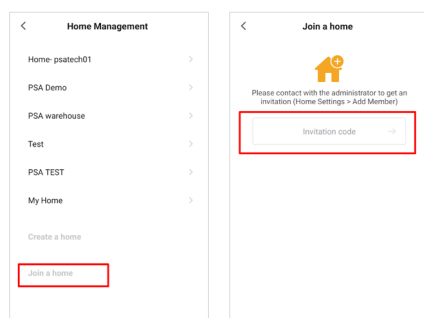
- **Common Member** – can use devices
- **Administrator** – can manage devices and invite others

Copy the **invite link and code** and send it to the new user.



On their device (New Member):

1. Open the PSA Centrii app and **log in**.
2. Go to **Home Management > Join Home**.
3. Enter the **Join Code**.
4. They'll now have access to the home.

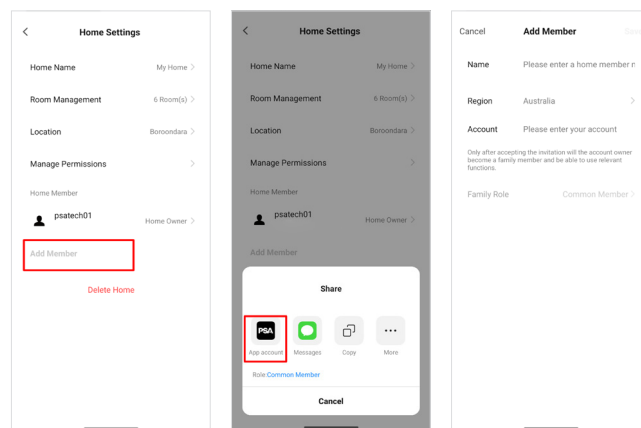


Option 2: Invite by PSA Centrii Account Name

(Best if they already have a Centrii account)

On your device (Admin):

1. Go to **Home Management**.
2. Select the home to share.
3. Tap **"Add Member"**.
4. In the popup:
 - Choose the user's **role** (Common Member or Administrator).
 - Tap **App Account**.
 - Fill in: **Name** of the person
Region
Account/Username (usually their email)



On their device (New Member):

Open the PSA Centrii app and **log in**.

1. Go to **Home Management**.
2. They'll see a home listed as **"Waiting to Join"**.
3. Tap it, then tap **"Accept"**.
4. They now have access to the shared home.

